



**2009**

**HIGH PERFORMANCE**

**ELECTRONIC FUEL**

**PUMPS**

*TI Automotive*

**Aftermarket Division**  
630 Columbia Street  
Caro, MI 48723  
Phone: (989) 672-8260  
FAX: (989) 673-8137  
E-mail: [custserv@us.tiauto.com](mailto:custserv@us.tiauto.com)

# WALBRO HI-PERFORMANCE ELECTRIC FUEL PUMP APPLICATION GUIDE

Make / Model	Year	Engine Size, V.I.N. #, and Description	Pump and Kit
Universal Inline		190 lph, High Pressure	GCL620
		255 lph, High Pressure	GCL611
<b>ACURA</b>			
Integra	1999-94	190 lph, High Pressure	GCA3388
	1999-94	190 lph	GCA3367
	1999-94	255 lph, High Pressure	GCA3366
	1999-94	255 lph	GCA3313
<b>CHRYSLER</b>			
Chrysler	1990-84	190 lph FWD	GCA724
	1990-84	255 lph, FWD	GCA723
Dodge	1990-84	190 lph FWD	GCA724
	1990-84	255 lph, FWD	GCA723
Dodge Dakota	2001-96	255 lph, High Pressure	GCA760
Dodge Neon	2003-95	255 lph, High Pressure (including SRT-4)	GCA761
Dodge Ram Truck	1997-95	255 lph, High Pressure	GCA760
Dodge Stealth Twin	1997-91	255 lph	GCA3322
Turbo	1997-91	255 lph, High Pressure	GCA3369
Eagle Talon	1998-95	255 lph (AWD & FWD Turbo)	GCA3314
	1998-95	255 lph, High Pressure (AWD & FWD Turbo)	GCA3368
	1994-90	255 lph, High Pressure (FWD Turbo Only)	GCA3384
	1994-90	255 lph (AWD Turbo Only)	GCA3322
	1994-90	255 lph, High Pressure (AWD Turbo Only)	GCA3369
Plymouth	1990-84	190 lph FWD	GCA724
	1990-84	255 lph, FWD	GCA723

<b>Make / Model</b>	<b>Year</b>	<b>Engine Size, V.I.N. #, and Description</b>	<b>Pump and Kit</b>
---------------------	-------------	---	---------------------

## CHRYSLER - CONTINUED

Plymouth Laser	1998-95	255 lph (AWD & FWD Turbo)	GCA3314
	1998-95	255 lph, High Pressure (AWD & FWD Turbo)	GCA3368
	1994-90	255 lph, High Pressure (FWD Turbo Only)	GCA3384
	1994-90	255 lph (AWD Turbo Only)	GCA3322
	1994-90	255 lph, High Pressure (AWD Turbo Only)	GCA3369
Plymouth Neon	2003-95	255 lph, High Pressure	GCA761

## FORD

Lightning	2000-99	255 lph, High Pressure (kit includes 2 pumps)	GCA756
Mustang	1997-85	155 lph (exc. 1996-1997 Cobra)	5CA249
	1997-85	255 lph (exc. 1996-1997 Cobra)	GCA719
	1997-85	255 lph, High Pressure (exc. 1996-1997 Cobra)	GCA759
	1997-85	190 lph (exc. 1996-1997 Cobra)	GCA710
Mustang Cobra	1997-96	255 lph, High Pressure	GCA762

## GENERAL MOTORS

Buick Grand National	1986-84	190 lph	GCA701
Cadillac Escalade	2000-99	5.7L (R) MPI	TU435HP
Chevrolet C, K, R	2003	6.0L (N) MPI (EVAP Emissions, Exc. Commercial	TU432HP
Silverado & V Pickups		Chassis)	
	2003	6.0L (N) MPI w/o OBD II (Exc. EVAP Emissions	TU434HP
		& Commercial Chassis)	
	2003-02	4.3L (X) MPI (EVAP Emissions)	TU432HP
	2003-02	4.3L (X) MPI (Exc. EVAP Emissions)	TU434HP
	2003-01	6.0L (U) MPI w/OBD II (EVAP Emissions, Exc.	TU432HP
		Commercial Chassis)	
	2003-01	6.0L (U) MPI w/o OBD II (Exc. EVAP Emissions	TU434HP
		& Commercial Chassis)	
	2003-01	8.1L (G) MPI w/OBD II (EVAP Emissions, Exc.	TU432HP
		Commercial Chassis)	

<b>Make / Model</b>	<b>Year</b>	<b>Engine Size, V.I.N. #, and Description</b>	<b>Pump and Kit</b>
<b>GENERAL MOTORS - CONTINUED</b>			
Chevrolet C, K, R Silverado & V Pickups	2003-01	8.1L (G) MPI w/o OBD II (Exc. EVAP Emissions & Commercial Chassis)	TU434HP
	2003-99	4.8L (V) MPI (EVAP Emissions)	TU432HP
	2003-99	4.8L (V) MPI (Exc. EVAP Emissions)	TU434HP
	2003-99	5.3L (T) MPI w/OBD II (EVAP Emissions)	TU432HP
	2003-99	5.3L (T) MPI w/o OBD II (Exc. EVAP Emissions)	TU434HP
	2002-01	8.1L (G) MPI w/o OBD II	TU424HP
	2002-01	8.1L (G) MPI w/OBD II	TU425HP
	2002-99	4.3L (W) MPI (EVAP Emissions)	TU432HP
	2002-99	4.3L (W) MPI (Exc. EVAP Emissions)	TU434HP
	2000	5.7L (R) MPI w/o OBD II (W-T Truck Exc. Chassis Cab & Calif)	TU423HP
	2000	5.7L (R) MPI w/o OBD II (Dump Truck, Utility Truck, etc. Chassis Cab, Exc. Calif)	TU424HP
	2000	5.7L (R) MPI w/OBD II (Calif, All Cabs, Stamped GAV, GDJ or GFK)	TU425HP
	2000	7.4L (J) MPI w/o OBD II (Exc. Chassis Cab & Calif)	TU423HP
	2000	7.4L (J) MPI w/o OBD II (Chassis Cab, Exc. Calif)	TU424HP
	2000	7.4L (J) MPI w/OBD II (Calif, All Cabs, Stamped GAV, GDJ or GFK)	TU425HP
	2000-99	6.0L (U) MPI w/OBD II (EVAP Emissions)	TU432HP
	2000-99	6.0L (U) MPI w/o OBD II (Exc. EVAP Emissions)	TU434HP
	1999-98	5.0L (M) MPI w/OBD II	TU425HP

<b>Make / Model</b>	<b>Year</b>	<b>Engine Size, V.I.N. #, and Description</b>	<b>Pump and Kit</b>
<b>GENERAL MOTORS - CONTINUED</b>			
Chevrolet C, K, R Silverado & V Pickups	1999-98	5.7L (R) MPI w/o OBD II (Stamped GFT)	TU423HP
	1999-98	5.7L (R) MPI w/OBD II	TU425HP
	1999-98	7.4L (J) MPI w/o OBD II (Stamped GFT)	TU423HP
	1999-98	7.4L (J) MPI w/o OBD II (Stamped GFP)	TU424HP
	1999-98	7.4L (J) MPI w/OBD II (Stamped GFS)	TU425HP
	1999-98	7.4L (J) MPI w/OBD II (Stamped GAV, GDJ or GFK)	TU425HP
	1998-97	4.3L (W) MPI w/OBD II (Stamped GAV, GDJ or GFK)	TU425HP
Chevrolet Suburbans	1999-98	5.7L (R) MPI Calif	TU422HP
	1999-98	5.7L (R) MPI Exc. Calif	TU447HP
	1999-98	7.4L (J) MPI Calif	TU422HP
	1999-98	7.4L (J) MPI Exc. Calif	TU447HP
Chevrolet Tahoe	2000	5.7L (R) MPI	TU435HP
	1999-98	5.7L (R) MPI (2 door)	TU422HP
	1999-98	5.7L (R) MPI (4 Door)	TU435HP
GM Cars & Trucks	1992-85	255 lph, High Pressure	GCA758
GMC C, Denali, K, R, Sierra & V Pickups	2003-02	4.3L (X) MPI (EVAP Emissions)	TU432HP
	2003-02	4.3L (X) MPI (Exc. EVAP Emissions)	TU434HP
	2003-01	6.0L (U) MPI w/OBD II (EVAP Emissions, Exc. Commercial Chassis)	TU432HP
	2003-01	6.0L (U) MPI w/o OBD II (Exc. EVAP Emissions & Commercial Chassis)	TU434HP
	2003-01	8.1L (G) MPI w/OBD II (EVAP Emissions, Exc. Commercial Chassis)	TU432HP
	2003-01	8.1L (G) MPI w/o OBD II (Exc. EVAP Emissions & Commercial Chassis)	TU434HP
	2003-99	4.8L (V) MPI (EVAP Emissions)	TU432HP

<b>Make / Model</b>	<b>Year</b>	<b>Engine Size, V.I.N. #, and Description</b>	<b>Pump and Kit</b>
---------------------	-------------	---	---------------------

## GENERAL MOTORS - CONTINUED

GMC C, Denali, K, R, Sierra & V Pickups	2003-99	4.8L (V) MPI (Exc. EVAP Emissions)	TU434HP
	2003-99	5.3L (T) MPI w/OBD II (EVAP Emissions)	TU432HP
	2003-99	5.3L (T) MPI w/o OBD II (Exc. EVAP Emissions)	TU434HP
	2002-01	8.1L (G) MPI (Exc. RFI Filter)	TU424HP
	2002-01	8.1L (G) MPI (RFI Filter)	TU425HP
	2002-99	4.3L (W) MPI (EVAP Emissions)	TU432HP
	2002-99	4.3L (W) MPI (Exc. EVAP Emissions)	TU434HP
	2000	5.7L (R) MPI Chassis Cab, Exc. Calif	TU424HP
	2000-99	6.0L (U) MPI w/OBD II (EVAP Emissions)	TU432HP
	2000-99	6.0L (U) MPI w/o OBD II (Exc. EVAP Emissions)	TU434HP
	2000-98	5.7L (R) MPI w/o OBD II (Stamped GFT, Exc. Calif)	TU423HP
	2000-98	5.7L (R) MPI w/OBD II (Stamped GAV, GDJ or GFK)	TU425HP
	2000-98	7.4L (J) MPI w/o OBD II (Stamped GFT)	TU423HP
	2000-98	7.4L (J) MPI w/o OBD II (Stamped GFP)	TU424HP
	2000-98	7.4L (J) MPI w/OBD II (Stamped GAV, GDJ or GFK)	TU425HP
	1999	5.7L (R) MPI w/OBD II (Stamped GFS)	TU425HP
	1999-98	5.0L (M) MPI w/OBD II (Stamped GAV, GDJ or GFK)	TU425HP
	1999-98	7.4L (J) MPI w/OBD II (Stamped GFS)	TU425HP

<b>Make / Model</b>	<b>Year</b>	<b>Engine Size, V.I.N. #, and Description</b>	<b>Pump and Kit</b>
---------------------	-------------	---	---------------------

## GENERAL MOTORS - CONTINUED

GMC C, Denali, K, R, Sierra & V Pickups	1998-97	4.3L (W) MPI w/OBD II (Stamped GAV, GDJ or GFK)	TU425HP
GMC Suburbans	1999-98	5.7L (R) MPI	TU422HP
	1999-98	5.7L (R) MPI Exc. Calif	TU447HP
	1999-98	7.4L (J) MPI Calif	TU422HP
	1999-98	7.4L (J) MPI Exc. Calif	TU447HP
GMC Yukon	2000-98	5.7L (R) MPI	TU435HP
	1999-98	5.7L (R) MPI (2 door)	TU422HP

## HONDA

Civic	2000-92	255 lph	GCA3313
	2000-92	190 lph, High Pressure	GCA3388
	2000-92	255 lph, High Pressure	GCA3366
	2000-92	190 lph	GCA3367

## MAZDA

Miata	1999	190 lph, High Pressure	GCA3399
	1999	255 lph, High Pressure	GCA3400
	1997-94	255 lph, High Pressure	GCA3380
	1997-94	190 lph	GCA3315
RX7	1995-93	255 lph, High Pressure	GCA3382
	1992-89	255 lph, High Pressure	GCA3382
	1988-86	255 lph, High Pressure	GCA3381

## MITSUBISHI

3000 GT Twin Turbo	1997-91	255 lph	GCA3322
	1997-91	255 lph, High Pressure	GCA3369
Eclipse	1998-95	255 lph (AWD & FWD Turbo)	GCA3314
	1998-95	255 lph, High Pressure (AWD & FWD Turbo)	GCA3368
	1994-90	255 lph (AWD Turbo Only)	GCA3322
	1994-90	255 lph, High Pressure (FWD Turbo Only)	GCA3384
	1994-90	255 lph, High Pressure (AWD Turbo Only)	GCA3369

<b>Make / Model</b>	<b>Year</b>	<b>Engine Size, V.I.N. #, and Description</b>	<b>Pump and Kit</b>
<b>NISSAN</b>			
200SX	1998-95	190 lph	GCA3374
	1998-95	255 lph, High Pressure	GCA3376
200SX SE-R	1998-95	255 lph, High Pressure	GCA3376
	1998-95	190 lph	GCA3374
NX1600	1994-91	190 lph	GCA3373
	1994-91	255 lph, High Pressure	GCA3375
NX2000	1994-91	255 lph, High Pressure	GCA3375
	1994-91	190 lph	GCA3373
Sentra	1999-98	190 lph	GCA3374
	1999-98	255 lph, High Pressure	GCA3376
	1994-91	190 lph	GCA3373
	1994-91	255 lph, High Pressure	GCA3375
Sentra SE	1999-98	190 lph	GCA3374
	1999-98	255 lph, High Pressure	GCA3376
Sentra SE-R	1994-91	190 lph	GCA3373
	1994-91	255 lph, High Pressure	GCA3375

## **SUBARU**

Forester	2004	255 lph, High Pressure	GCA3391
Impreza	2003-02	255 lph, High Pressure	GCA3391

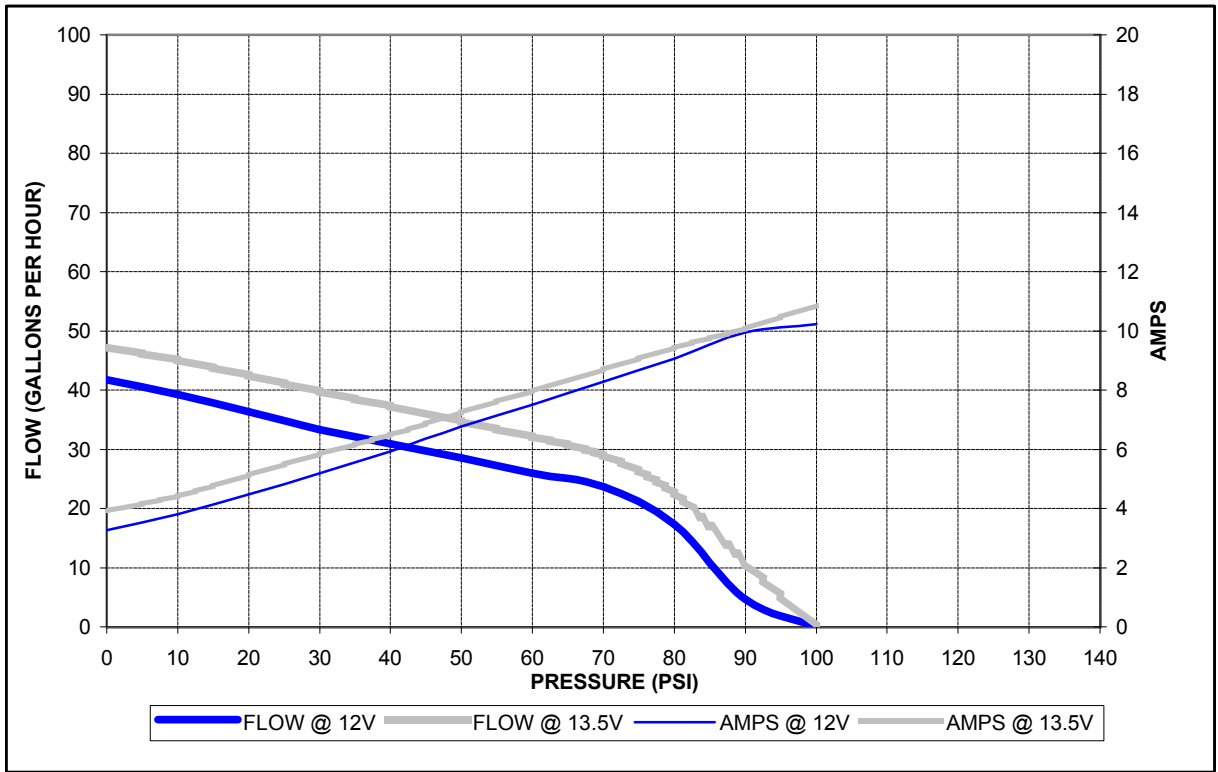
## **TOYOTA**

Toyota Pickup	1995-92	255 lph	GCA3317
Toyota Supra	1998-94	255 lph, High Pressure	
	1992-84	255 lph	GCA3365
Toyota Supra Turbo	1998-94	255 lph, High Pressure	GCA3386

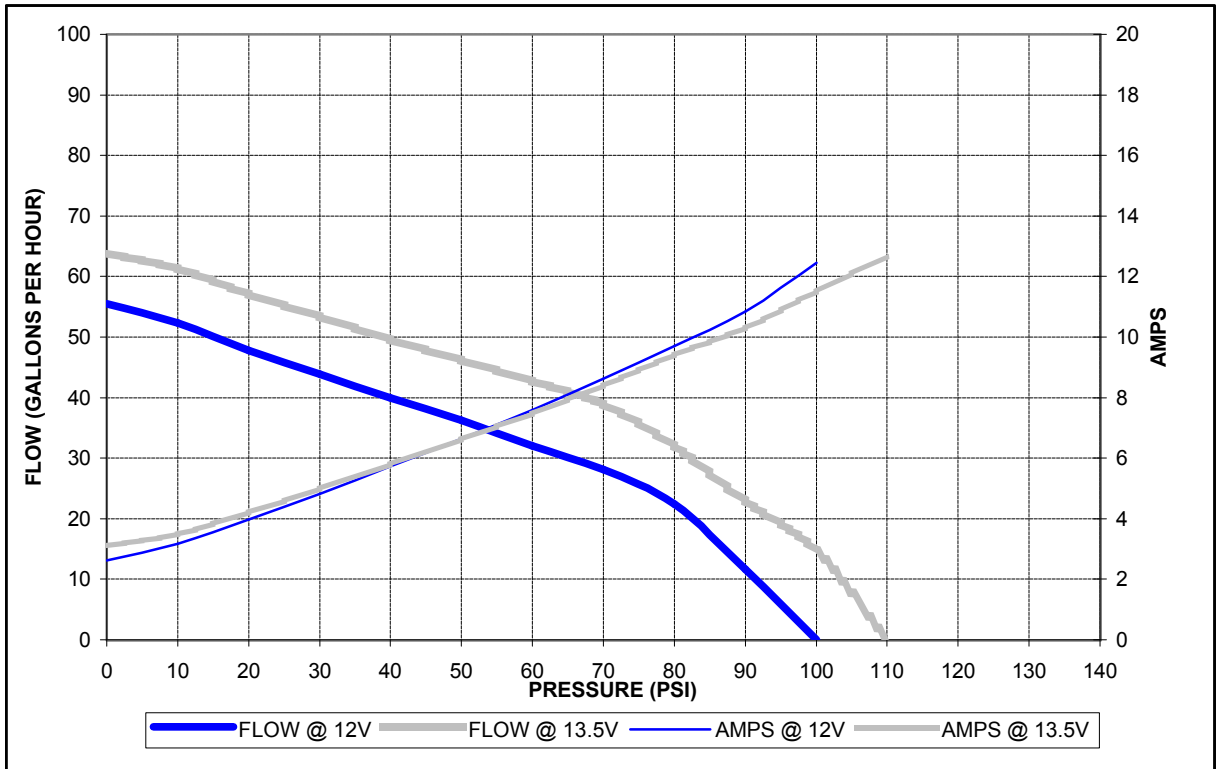


# FUEL PUMP PERFORMANCE CURVES

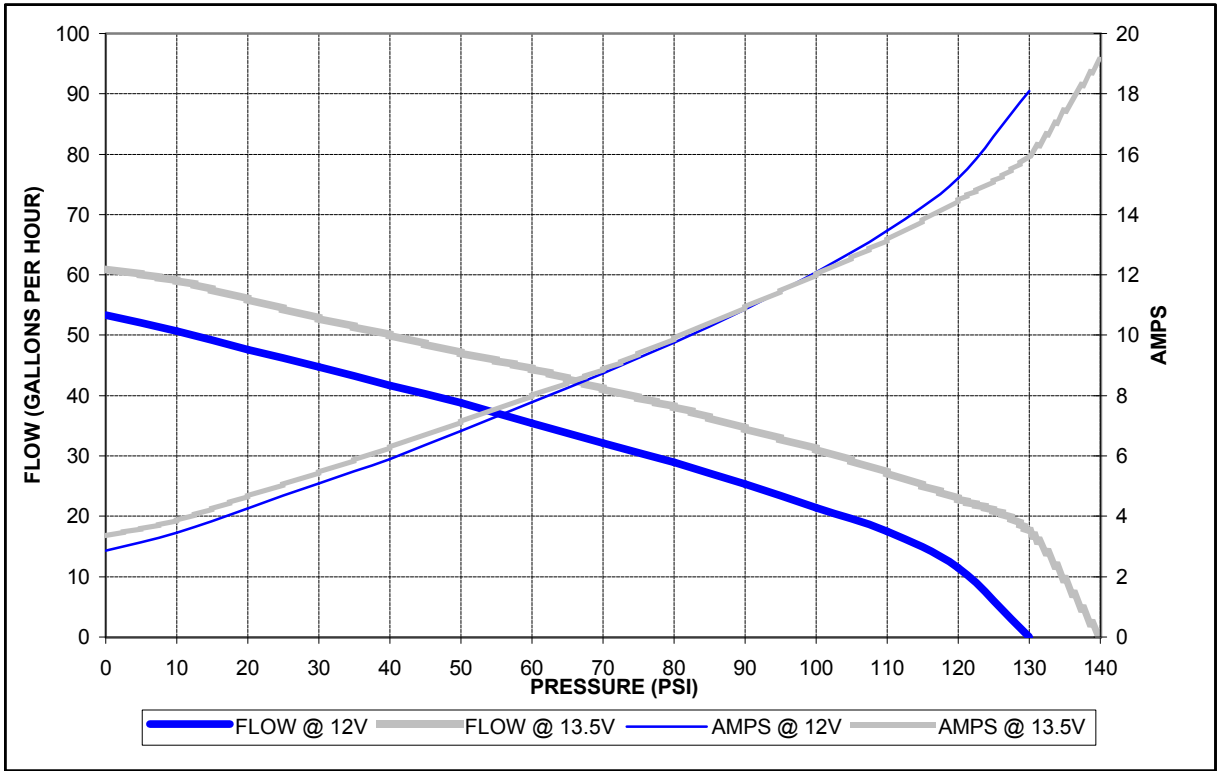
## TYPICAL 155 lph PUMP



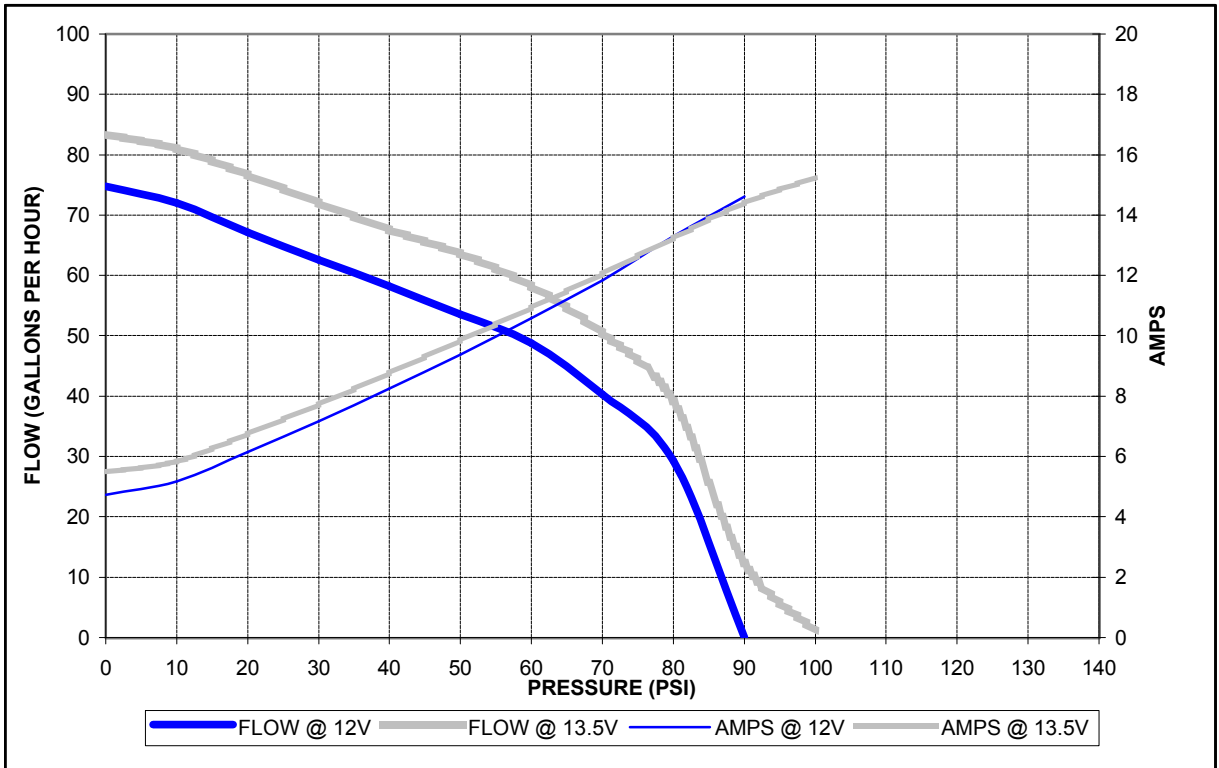
## TYPICAL 190 lph PUMP



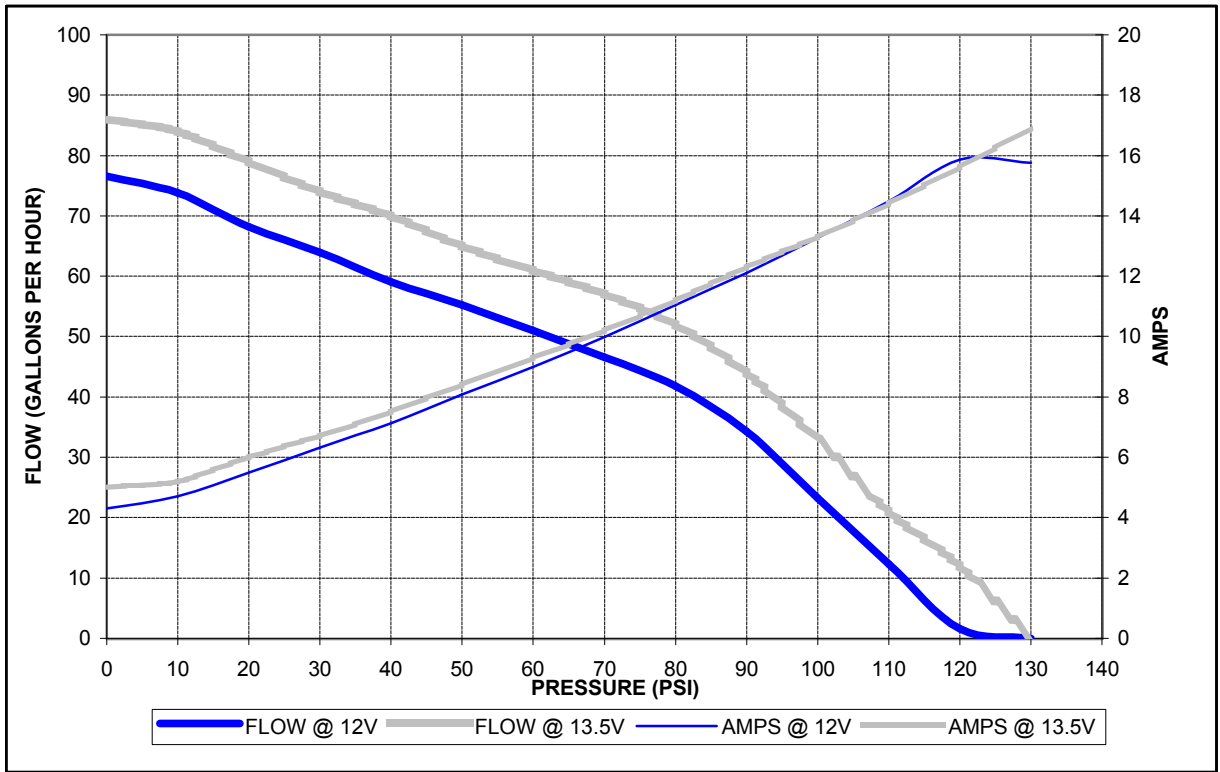
**FUEL PUMP PERFORMANCE CURVES**  
**TYPICAL 190 lph HIGH PRESSURE PUMP**



**TYPICAL 255 lph PUMP**



**FUEL PUMP PERFORMANCE CURVES**  
**TYPICAL 255 lph HIGH PRESSURE PUMP**



# Hi-Performance




**5CA249**

85-97 FORD




**GCA701**

84-86 GENERAL MOTORS



**GCA710**

85-97 FORD



**GCA719**

85-97 FORD



**GCA723**

84-90 CHRYSLER



**GCA724**

84-90 CHRYSLER



**GCA756**

99-00 FORD



**GCA758**


85-92 GENERAL MOTORS



**GCA759**

85-97 FORD

# Hi-Performance



**GCA760**

95-01 CHRYSLER




**GCA761**

95-03 CHRYSLER



**GCA762**

96-97 FORD



**GCA3313**

94-99 ACURA  
92-00 HONDA



**GCA3314**

95-98 CHRYSLER  
95-98 MITSUBISHI




**GCA3315**

94-97 MAZDA



**GCA3317**

92-95 TOYOTA



**GCA3322**

90-97 CHRYSLER  
90-97 MITSUBISHI



**GCA3365**

84-92 TOYOTA

# Hi-Performance




**GCA3366**

94-99 ACURA  
92-00 HONDA




**GCA3367**

94-99 ACURA  
92-00 HONDA




**GCA3368**

95-98 CHRYSLER  
95-98 MITSUBISHI




**GCA3369**

90-97 CHRYSLER  
90-97 MITSUBISHI




**GCA3373**

91-94 NISSAN




**GCA3374**

95-99 NISSAN




**GCA3375**

91-94 NISSAN



**GCA3376**

95-99 NISSAN



**GCA3380**


94-97 MAZDA

# Hi-Performance



**GCA3381**

86-88 MAZDA




**GCA3382**

89-95 MAZDA



**GCA3384**

90-94 CHRYSLER  
90-94 MITSUBISHI



**GCA3385**




**GCA3386**

94-98 TOYOTA



**GCA3388**

94-99 ACURA  
92-00 HONDA



**GCA3391**

02-04 SUBARU



**GCA3399**


99 MAZDA



**GCA3400**

99 MAZDA

# Hi-Performance



**GCL611**

UNIVERSAL INLINE



**GCL620**

UNIVERSAL INLINE